

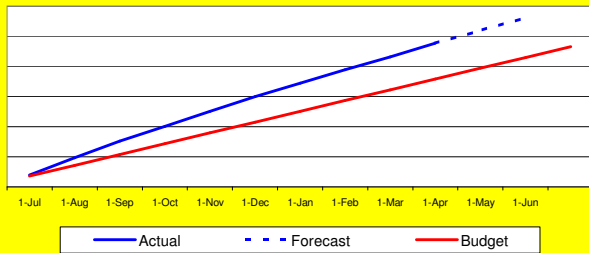
EXECUTIVE DASHBOARD

Data Maintenance Status

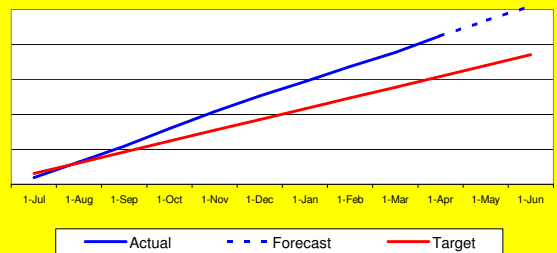
April 2005



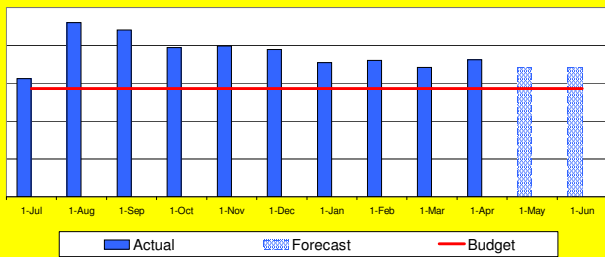
Cost Cumulative



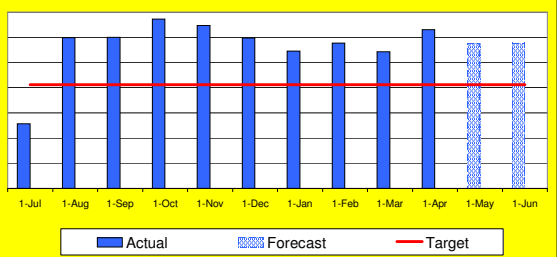
Jobs Completed - Cumulative



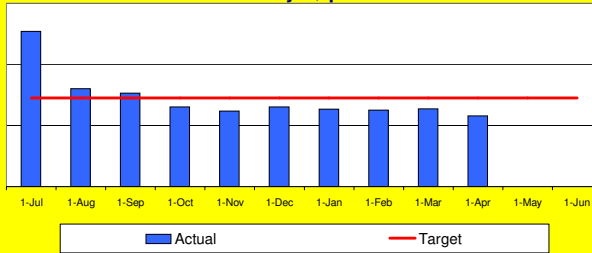
Cost - Monthly



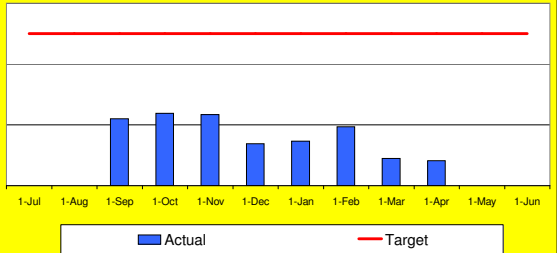
Jobs Completed - Monthly



Productivity - \$ per Job



QA - Error Rate < 2.5%



SUMMARY

KPIs 100% of all KPIs met

Volume of Work x,xxx jobs completed in April (Target y,yyy)
 xx,xxx jobs completed LTD (Target yy,yyy)

QA/QC Error Rate = 0.40% (Target = 2.5%)

KPIs - Target 98%

